



# Industrial Platinum Resistance Thermometers



A general purpose Pt100, 3-wire sensor with a class B tolerance detector housed in a 316 stainless steel sheath 6 mm diameter x 150 mm long. Supplied with 2 m PTFE screened lead. Maximum temperature 250°C.

**Part No.**  
350-101



This fast response Pt100 has a specially designed construction to give better performance. The class A, 4-wire sensor is housed in a 316 stainless steel sheath 4 mm diameter x 150 mm long. Supplied with 2 m PTFE screened lead. Maximum temperature 200°C.

**Part No.**  
350-102



This sensor has a useful operating range but is also extremely low cost. The 3-wire, Class B Pt100 is housed in a 316 stainless steel sheath 4.8 mm diameter x 50 mm long and is supplied with 3 m silicone rubber lead. Maximum temperature 200°C.

**Part No.**  
350-103



Intended as a low cost alternative to sensors with terminal heads, this Pt100 is terminated in a simple plug. The Class B, 3 wire sensor is housed in a 316 stainless steel sheath 3/16" diameter x 200 mm long. Supplied with mating socket for connection to your cable. Maximum temperature 250°C.

**Part No.**  
350-104



This industrial 4-wire Pt100 has a useful rating of 400°C. The class B sensor is housed in a 316 stainless steel sheath 6 mm diameter x 200 mm long mounted below our proven CE aluminium alloy terminal head rated IP65.

**Part No.**  
350-110




The same sensor as 350-110 but fitted with a low cost 4 to 20mA transmitter in the terminal head. Due to exceptional flexibility with our stock unit we can supply almost any temperature range limited only by the construction of the sensor - please specify at time of order (-100 to +400°C max. span).

**Part No.**  
350-113




A similar sensor to 350-110, this 3-wire Class B Pt100 is housed in a 316 stainless steel sheath 6 mm diameter x 150 mm below a miniature KS aluminium alloy terminal head rated IP65 complete with ceramic terminal block.

**Part No.**  
350-114



Our autoclave chamber probe has been designed in collaboration with leading autoclave manufacturers. The duplex, class A Pt100 is housed in a 6 mm dia x 200 mm long sheath with 2 m armoured lead, an entry tube 6 mm dia x 150 mm long and 3 m Silicone Rubber lead.

**Part No.**  
350-200



The autoclave drain probe is subjected to less severe demands, however we employ the same careful manufacturing techniques. A duplex class A Pt100 housed in a sheath 6 mm dia x 200 mm long with 3 m Silicone Rubber screened lead.

**Part No.**  
350-201